

You're Not the Same as Your Neighbor Why Should Your Floors Be?

RED OAK

WHITE OAK

HICKORY

ESTATE



MANOR



COTTAGE



YOU MAKE **YOUR** CHOICE, WE'LL MAKE **YOUR** FLOOR



THE
Homestead
COLLECTION



A division of Battle Lumber Co., Inc.

Floors for Life®

www.FloorsForLife.com



Shown: 2 1/4" Manor Wheat Red Oak



BLC has you covered.

Whether your home is an estate or a cottage, in the city or the suburbs, BLC's Homestead Collection has you covered. The combination of our state-of-the-art finish line and the highest grading standards

in the industry provide you with the best flooring option for any décor. So whether you're overlooking Wall Street or Main Street, don't overlook BLC's Homestead Collection.

Made in America

BLC Hardwood Flooring is an American owned company based in the great state of Georgia. Battle Lumber Company, BLC's parent company, was founded in 1962 in Wadley, Georgia. The company has grown from a regional manufacturer of furniture blanks to become the largest single site hardwood sawmill in the United States. Battle began the

flooring division in Macon, Georgia in 2003. Still a family-owned business, three generations of Battles continue to guide the company. All of our Solid Flooring, Engineered Flooring and moldings in Red Oak, White Oak and Hickory are proudly made in the USA of lumber from sustainably harvested domestic forests.

Plantation Plank

Plantation Plank is BLC's signature product. This floor gives you a look like no other with its long lengths and multitude of wood characteristics. All of the naturally occurring wood characteristics found in our other three products can be present in Plantation Plank. However, this product will be free of any machining or drying characteristics such as burns or stains. Average length of this product will be longer than any of the other products at approximately 4 to 5 feet. This product comes with a 25 year finish warranty.

Estate

Estate provides you the look and feel of uninterrupted elegance. It can be compared to a high-end select & better unfinished product. The appearance of this product will have minimal wood characteristics and consistent color throughout the floor. This floor will be free of open or visible checks, sander burns or sticker stain. Small filled holes or tight knots may be present but will not be larger or more prevalent than is seen in a select & better unfinished product. Average length will be approximately 3 feet or longer. This product comes with a 40 year finish warranty.

Manor

The gentle variations of the wood characteristics in Manor provide warmth in any room of your house. Characteristics such as small knots, checks, worm holes, sticker stain and mineral streaks will be present. However, none of these characteristics will be excessive in the floor. This product will also have some color variation throughout the floor. Manor with a natural finish will have minimal mineral streaks and color variation. Average length will be approximately 2-1/2 feet or longer. This product comes with a 25 year finish warranty.

Cottage

Cottage is the character product line of the Homestead collection. Wood characteristics such as knots, checks, worm holes, sticker stain and mineral streaks will be present and possibly abundant in the floor. Color variation and slight open wood characters can also be present in the cottage grade. This product comes with a 25 year finish warranty.

*All of the above products can be wire brushed for an "antiqued" appearance.

Finish

All of the Homestead Collection has a stain or sealer coat applied first. A fill application is then applied in order to fill any open grain. Two seal coats and three top coats are applied to finish the process. The total finish applied is 2.5 to 2.8 mils.

Micro bevel

The bevel on 2-1/4" and 3-1/4" starts at 0.040" and is approximately 0.020" after finishing. The bevel on 4" and 5" starts at 0.070" and is approximately 0.050" after finishing.

Gloss

The gloss level on the Homestead collection can be either a semi-gloss (50 on a 0-100 scale) or a matte (less than 10) on our Windsor Series. This gloss level is naturally reduced on our antiqued products due to the textured surface.

These products are available in natural and the following colors:



Butterscotch



Wheat



Saddle



Gunstock



Sierra



Cappuccino



Bordeaux

How BLC makes your floors for life.

Our flooring is manufactured with a micro-bevel and inspected for consistent, quality manufacturing. The desired quality is achieved and maintained by a strictly controlled manufacturing process. All of the parameters of the flooring are verified and documented throughout the manufacturing of the unfinished product. Additional inspections are conducted before the flooring is released to the finishing line.

The first and most important step in the finishing process is the sanding operation. This consists of a calibration sander, which removes .005" to .010" from the bottom of each board to ensure uniform thickness, and a surface sander, which removes .015" to .020" from the face of each board to prepare it for finishing. Sanded flooring will have a minimal overall variance in thickness. A cleaning brush removes any dust residue on the surface of the boards as they pass to the staining station.

The staining station consists of roller coaters, stain brushes and curing ovens. Configuration for proper application varies depending on whether solvent-based or UV cured (100% solids) stains are being used. A curing oven is used to raise the surface temperature of the wood in order to create a consistent finish throughout the year. Any "raised grain" caused by the staining process is removed by a brush roller. BLC uses 100% solids stain whenever possible to reduce emissions of volatile organic compounds (VOCs).

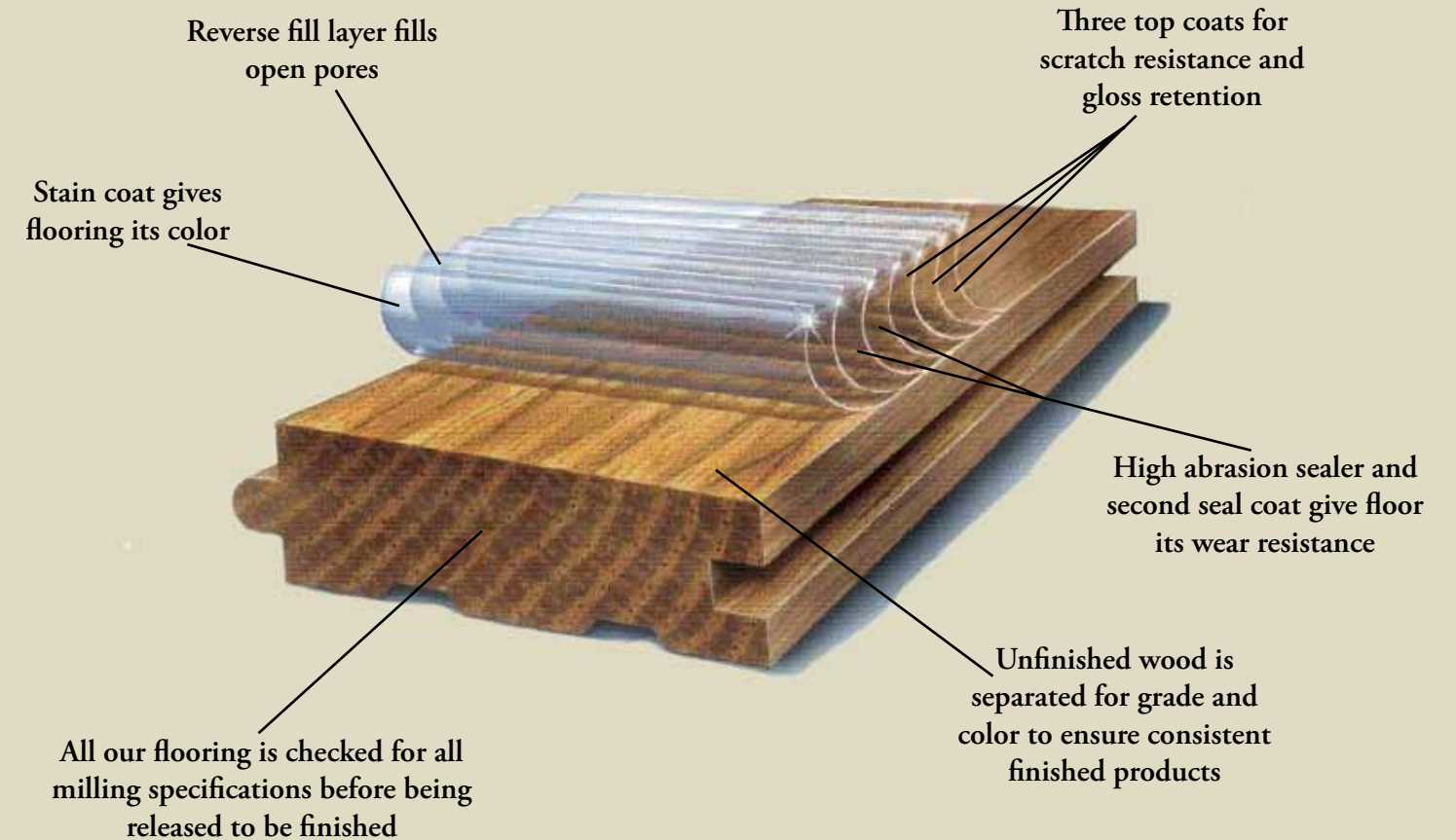
Reverse fill layer fills open pores

The flooring then passes through a coater which fills the open pores of the wood with a thin coating of a UV cured material. Filling creates a smoother, more consistent surface on which to apply the remaining finish coats. After the filling station, the surface is smoothed once again with a brush roller.

A coat of high abrasion sealer, which contains aluminum oxide, and a second seal coat are applied next. This UV cured material provides the wear resistance guaranteed by our warranty. Each coat is cured independently and then brushed again for smoothness.

The final stations apply UV cured top coat material which contains ceramic particles (aluminum oxide) for scratch resistance and gloss retention. Three coats are applied for a smooth and even finish. In order to ensure the best finished appearance, this portion of the finish line is encased in glass to prevent any particulates in the air from coming in contact with the flooring before it is fully cured. This entire process results in 2.5 to 2.8 mils of finish being applied to the flooring. The flooring is then allowed to cool so it can be safely handled by the quality inspection and packing team.

Each piece of finished flooring is examined for finishing and matching defects. Pieces that do not meet our exacting quality standards are removed from the process to be reworked or discarded.





Shown: 3¼", 4" and 5" Plantation Plank Natural Hickory



Shown: 5" Plantation Plank Cappuccino Red Oak



Plantation Plank

Separate your home from the rest of the neighborhood with Homestead Plantation Plank. This product gives you a look like no other with its long lengths and multitude of wood characteristics. It provides elegance in a rustic fashion.

Available in:

Species: Red Oak, White Oak and Hickory

Thickness: ¾" Solid or ½" Engineered

Widths: 3¼", 4" and 5"

Colors: Natural, Butterscotch, Wheat, Gunstock, Sierra, Bordeaux, Cappuccino and Saddle

Surface: Classic or Antiqued

Gloss: Semi-Gloss or Matte

25 Year Finish Warranty



Shown: 4" and 5" Antiqued Plantation Plank Sierra Hickory

Shown: 5" Antiqued Plantation Plank Gunstock Red Oak



Homestead Antiqued

Homestead Antiqued is produced by distressing quality, new flooring to give it the appearance of being 100 years old. The look and texture is that of wood enriched through age with the strength and durability of modern day flooring.

Available in:

Species: Red Oak, White Oak and Hickory

Thickness: ¾" Solid or ½" Engineered

Widths: 2¼", 3¼", 4" and 5"

Colors: Natural, Butterscotch, Wheat, Gunstock, Sierra, Bordeaux, Cappuccino and Saddle

Surface: Classic or Antiqued

Gloss: Semi-Gloss or Matte

*Please see full warranty for Antiqued disclaimer.

25 Year Finish Warranty*



Shown: 3/4" Estate Natural Red Oak



Shown: 2/4" Estate Natural White Oak



Shown: 3/4" Estate Natural Hickory



Estate

For the look and feel of uninterrupted elegance, Homestead Estate is the choice for you. We at BLC hand select this product to provide you with a floor with minimal variation from board to board in both color and character. No matter the size of your house, this floor will transform it into an Estate.

Available in:

Species: Red Oak, White Oak and Hickory

Thickness: 3/4" Solid or 1/2" Engineered

Widths: 2/4", 3/4", 4" and 5"

Colors: Natural, Butterscotch, Wheat, Gunstock, Sierra, Bordeaux, Cappuccino and Saddle

Surface: Classic or Antiqued

Gloss: Semi-Gloss or Matte

40 Year Finish Warranty



Shown: 3/4" Manor Natural Red Oak



Shown: 3/4" Manor Natural White Oak



Shown: 5" Manor Natural Hickory



Manor

Homestead Manor flooring welcomes you home from a long business trip, a day at the office or a nice afternoon jog. The gentle variations of the wood characteristics in this product provide warmth in any room of your house. Grab the family, pop some popcorn and settle down for a lifetime of enjoyment with your choice of Homestead Manor.

Available in:

Species: Red Oak, White Oak and Hickory

Thickness: 3/4" Solid or 1/2" Engineered

Widths: 2 1/4", 3 1/4", 4" and 5"

Colors: Natural, Butterscotch, Wheat, Gunstock, Sierra, Bordeaux, Cappuccino and Saddle

Surface: Classic or Antiqued

Gloss: Semi-Gloss or Matte

25 Year Finish Warranty



Shown: 3¼" Cottage Natural Red Oak



Shown: 3¼" Cottage Natural White Oak



Shown: 4" Cottage Natural Hickory



Cottage

Bring the rich diversity of the forest inside your home with Homestead Cottage. This product proudly displays the bold characteristics of wood in its natural state. Just as each tree is uniquely magnificent, each cottage floor will display its own distinct personality as the abundance of natural characteristics combine to produce a visual symphony underfoot.

Available in:

Species: Red Oak, White Oak and Hickory

Thickness: ¾" Solid or ½" Engineered

Widths: 2¼", 3¼", 4" and 5"

Colors: Natural, Butterscotch, Wheat, Gunstock, Sierra, Bordeaux, Cappuccino and Saddle

Surface: Classic or Antiqued

Gloss: Semi-Gloss or Matte

25 Year Finish Warranty



Engineered Flooring

The Homestead Collection is also available in a ½” engineered format. This product is manufactured in the USA with five plies of quality hardwood veneer and features a 2.7 millimeter wear layer. The top and bottom layers are always of the same thickness and species, which yields the most dimensionally stable floor possible. Additionally, two unique acclimation steps are incorporated into the manufacturing of our veneer panels. This increases stability and virtually eliminates seasonal shrinkage, cupping and bowing, making our engineered flooring ideal for use in slab-on-grade construction, basement applications, or installation in any location where moisture can

be an issue. BLC’s engineered flooring is made with Ecobind™ resin technology from Hexion, a world leader in wood adhesives. We use a ULEF (Ultra low emission formaldehyde) resin that meets the highest global standards for safety, and ensures a lasting adhesion that will not delaminate under even the toughest conditions. Our engineered flooring also has the same finish and warranty as our ¾” solid wood products, so your customers can be assured of years of enjoyment.

This line is available in all of the same widths, species, colors, gloss levels, surface textures and character separations as our ¾” solid flooring.



Windsor Series

Homestead Windsor Series was formulated to combine the subtle European elegance of a hand rubbed oil patina with the convenience and durability of a state-of-the-art polyurethane based finish. As an additional benefit, this low gloss option will help preserve the original beauty of your floor

by minimizing the visibility of everyday wear, just as the stately homes of the Old World have maintained their grandeur through the centuries. All of the products in the Homestead collection are available with the Windsor Series option.



BLC has gone green

By choosing BLC Hardwood Flooring you are making an ecologically sound decision for both your home and the environment. BLC holds a deep commitment to environmentally responsible manufacturing and sustainable forestry practices. This begins with BLC's parent company, Battle Lumber Company. Battle is dedicated to the Georgia Sustainable Forestry Initiative and the guidelines set forth by the U.S. Forestry Commission. Battle's careful husbandry of timber resources helps to ensure the viability of our woodlands while maintaining the uninterrupted supply of high quality lumber. BLC's state-of-the-art drying and manufacturing facilities are designed to utilize 100% of

the raw lumber we process. Automated manufacturing equipment helps maximize yield, while wood waste is used to fire the boiler that provides the steam for our lumber drying kilns. Any additional waste is ground into wood flour by our sister company, Wood Fiber Technologies, for further processing into such items as composite lumber products. Furthermore, our factory finished production line uses 100% solids stain and coatings whenever possible to reduce the emission of volatile organic compounds (VOCs). We are proud to take these steps to minimize our impact on the environment. After all, the natural beauty of our woodlands is on display in everything we make.

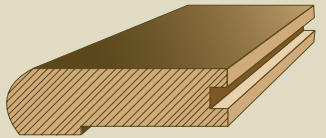
Moldings & Trim.

BLC offers a full line of moldings and trim designed to compliment the Homestead Collection's species and colors.

STAIR NOSING

3/4" x 3 1/2" x 78"

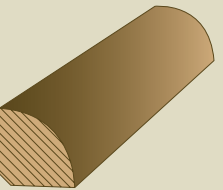
Provides a transition on stairs or other significant height changes.



QUARTER ROUND

3/4" x 3/4" x 78"

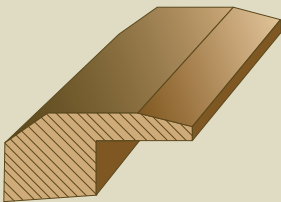
Can be used with base molding or to cover the expansion space at walls.



THRESHOLD

5/8" x 2" x 78"

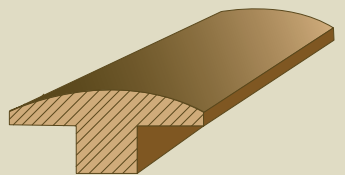
Provides a transition at exterior doors or from wood to carpet.



T-MOLDING

5/8" x 2" x 78"

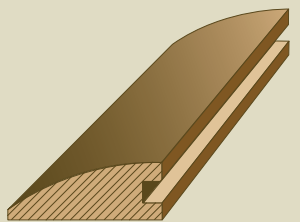
Provides a transition between flooring at equal heights.



REDUCER STRIP

3/4" x 2 1/4" x 78"

Provides a transition between flooring at different heights.



STAIR TREAD

1 1/16" x 11 1/2" x (36", 42", 48", 52", 60", 72")

(Left and Right returns available)



Handling & Installation

BLC takes numerous steps to ensure that the flooring we produce meets our high standards. In order to preserve that quality, several procedures need to be followed between the time your flooring leaves our facility and the time it is installed in your home.

Prior to flooring delivery the job site should be checked to make sure it is ready to receive the flooring. BLC Hardwood Flooring is for interior use only and should never be exposed to high or excessive moisture conditions. Abuses during shipment or storage such as exposure to excessive moisture conditions or rough handling should be noted and reported immediately. Once delivered, BLC Hardwood Flooring should be allowed to acclimate to the area where it is to be installed. This helps prevent moisture related problems such as gaps between strips, cupping and/or buckling.

According to NOFMA: The Wood Flooring Manufacturers Association (www.nofma.org) and the National Wood Flooring Association (www.nwfa.org), the following items should be done and maintained prior to, during and after delivery to the job site and installation of the flooring:

- (1) Surface drainage of the land around the building should be directed away from the structure;
- (2) The building must be “dried-in” with the roof on, all exteriors walls completed and all outside windows and doors in place;
- (3) All concrete, masonry, sheetrock, and framing members should be thoroughly dry;
- (4) The basement and/or crawl space must be dry (meaning no presence of high humidity conditions as well as no standing or liquid water) and a ground cover of 6 mil polyethylene film should be in place over 100% of the crawlspace earth;
- (5) The interior environment must be near occupancy levels with the heat and air conditioning system operating at time of flooring delivery and until after installation and occupancy; and
- (6) The subfloor moisture content must be checked to make sure it is within normal ranges for the region.

Once these steps have been accomplished, your flooring is ready to be installed. BLC hardwood flooring should always be installed either perpendicular or at a 45 degree angle to the

floor joists. Failure to do so will result in high ridges in the floor present at every joist. Do not use a wall as your starting line because walls are rarely perfectly straight and the flooring therefore will not be straight. Place a straight line on the floor using a carpenter’s chalk line. You may need to face nail and/or glue the boards along the starting line to achieve a straight starting row. In very wide rooms one should consider having the starting row placed in the center of the room. Use a spline to reverse direction so that you can proceed to walls at either end of the room. This will minimize movement and noise issues that may occur should the flooring absorb moisture and swell after occupancy. It is absolutely necessary to leave a 3/4” expansion space between the hardwood flooring and the wall around the perimeter of every room. Failure to leave the expansion space can damage the walls of the home and any other surrounding fixtures such as fireplace hearths, adjacent flooring materials, etc., should the wood flooring absorb moisture and swell.

BLC hardwood flooring is made to be mechanically fastened to a wood subfloor using flooring nails or staples. The subfloor should be at least 5/8” thick (3/4” is preferred) exterior use rated plywood or its equivalent. On flooring that is wider than 3 1/4”, we recommend that wood flooring glue be used in conjunction with mechanical fasteners to make sure that the flooring is properly attached to the subfloor. The fasteners used should be either a 2” barbed flooring cleat or 2” 15 gauge flooring staples with 1/2” crowns. On 2 1/4” and 3 1/4” wide flooring, fasteners should be placed along strips at no more than 10” to 12” apart (8” to 10” spacing is preferred). On 4” or wider flooring, fasteners should be spaced along planks approximately 8” apart. There should be a minimum of two flooring fasteners per board on the shortest boards, and fasteners should be spaced 1” to 3” from the ends of every flooring strip or plank. Flooring nails or staples are made to be placed over the tongue for blind-nailing. However, face-nailing often is required as in the starting strips discussed above or along walls where there is not enough room for a flooring nail-gun.

Once your floor is installed, consult our Floor Care page to keep it looking great for life.

How to keep your floors looking great.

The key to keeping your BLC Homestead wood flooring looking beautiful is to properly care for it after installation. Most importantly, keep gritty material such as dirt and sand off of your floor; fine particles can scratch a floor’s finish. Only use cleaners designed specifically for wood floors with a polyurethane surface finish. These products are to be lightly sprayed onto the floor and then mopped off with a slightly damp terry cloth or microfiber style mop. Make sure that any moisture you apply to the floor is mopped dry or will quickly evaporate. Never use a wet mop to clean your wood floor. Excessive moisture will seep between flooring strips or into any small scratches that have occurred in the finish during use. This excessive moisture will then cause the wood to swell and damage the finish.

To prevent premature wear during normal use, place rugs in high traffic areas and at all entrances to the home. Be sure to frequently clean the rugs to eliminate sources of abrasive materials. In kitchens, use rugs around stoves, sinks and tables to protect the floor from spills. Promptly wipe up spills and use a wood floor cleaner.

Be sure to use protective glides or rubber caps on furniture legs, especially on kitchen chairs that are frequently moved. This will help to minimize scratching

of your wood floor. As with rugs, it is advisable to periodically clean the glides and floor protectors. Casters and wheels made of hard materials such as plastic or metal should be avoided as they may damage the floor surface.

Protect your dogs and protect your floors. Use rugs where your dog frequently travels to prevent the dog from slipping and to protect the floor from becoming scratched by the dog’s claws. Be sure to keep your dogs claws trimmed close, but realize that even close trimming still leaves claws that will scratch a wood floor.

Keep your shoes clean and in good repair to prevent scratching or denting your wood floor. Rocks trapped in heavy soles or the nails used to attach the soles of many types of shoes can scratch your floor.

Certain woods and finishes may darken or change color slightly with long-term exposure to sunlight or bright interior lights. Using curtains or drapes to limit sunlight and periodically moving furniture and rugs will help prevent differences in appearance from developing in your floor.

A good cleaning schedule, following the recommendations provided here, will help to maintain your BLC Homestead wood floor for life.

Floors For Life.

7702 Industrial Highway
Macon, Georgia 31216
478.781.0155
f. 478.781.7288
www.FloorsForLife.com



THE
Homestead
COLLECTION